



Museo per tutti
Accessibile alle persone con disabilità intellettiva



Lanfranchi Palace



MUSEO PER TUTTI
CREATED AND PRODUCED BY





This symbol means that the design, texts, images and graphics of this guide follow the **European guidelines for making information easy for everyone to read and understand**, part of an Inclusion Europe project.

 EasyReading® Font 

This Guide is written in high-legibility typeface Easy Reading Font.

 **ARASAAC**

The pictograms used are the property of the Government of Aragón (Spain) and were created by Sergio Palao for ARASAAC (<http://www.arasaac.org>), that distributes them under Creative Commons License BY-NC-SA.

Project Management Carlo Riva

Texts Veronica Cicalò and Chiara Maria Piccoli

with the consultancy of the scientific team and the Director Annamaria Mauro

Photographs courtesy of MiC (Italian Ministero della Cultura) - National Museums of Matera

Graphic design and layout Paola Longobardi


Final print November 2024

All rights reserved



Museo per tutti
Accessibile alle persone con disabilità intellettive

is a brand of entitlement of the non-profit Associazione L'abilità Onlus (registration number 302016000069337, filed on July 4th 2016 and registered on October 11th 2017 at the Italian Patent and Trademark Office). This guide is protected by copyright on author rights in accordance with the law 633/1941. This accessible guide can be downloaded from www.museopertutti.org



This is the Museo per tutti guide for **Lanfranchi Palace in Matera**.

On page 4 you can find the **table of contents** of this guide.

You can use that table of contents to understand which pages can be useful to organize your visit.

The information you need to organize your visit are inside the **social narrative**.

Before going to Lanfranchi Palace, choose what you want to see during your visit and read the descriptions of the artworks, of the objects or of the halls you have chosen.

It's very important that you read the descriptions before your visit so that, when you are at Lanfranchi Palace, you are not worried about being in a new place.

If you have downloaded this guide at the Museum, you can read the descriptions about:

- the rules to stay at Lanfranchi Palace
- the history of Lanfranchi Palace
- the objects and the halls of this palace.

After your visit, you can use the Museo per tutti guide to see again and remind the artworks of Lanfranchi Palace you discovered and the ones you liked best.

If you enjoyed your visit, you can come back whenever you like to look at new things or to see again the ones you liked best.




Table of contents

On the following pages you will find:

The social narrative for visiting Lanfranchi Palace Museum – Orange pages



The **social narrative** explains: 6

- how to buy your ticket
- what the rules are
- what to see
- who can help you.

A **map** that helps you find the artworks at Lanfranchi Palace Museum 26

What is Lanfranchi Palace Museum – Green pages



On these pages we explain to you:

Lanfranchi Palace Museum 31

The history of Lanfranchi Palace Museum 35

The history of Matera 37



The artworks at Lanfranchi Palace Museum Blue pages




On these pages we explain the following artworks:

GROUND FLOOR


1. Portrait of the convalescent father 42
2. The garden of Alassio..... 44
3. Lucania '61..... 46
4. The Santarcangelese..... 55
5. Domenico 58
6. Houses of Matera 62

FLOOR 1

7. Madonna enthroned with Child 67
8. Venus and Adonis..... 69
9. Perseus and Andromeda..... 71
10. Still life..... 74
11. Portrait of a child 77
12. Sleeping Venus 79



The social narrative for visiting
Lanfranchi Palace Museum

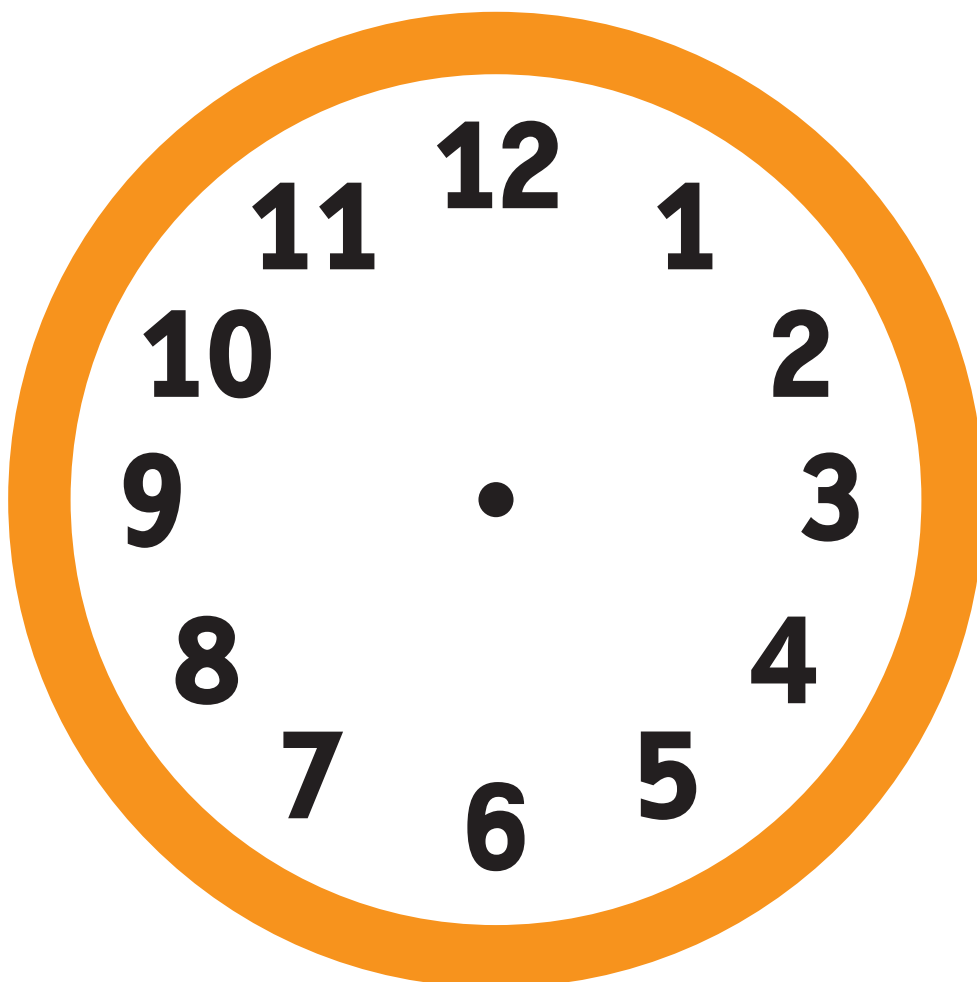


My name is.....

I'm going to visit Lanfranchi Palace Museum

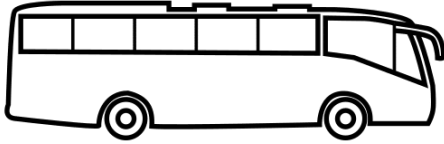
on

at

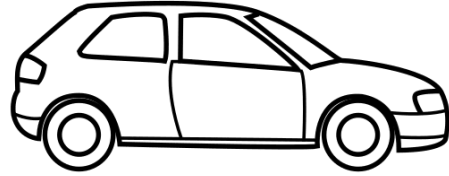




How do I get to Lanfranchi Palace Museum?




Bus



Car




Train




On foot

1. Introduction



This guide is made to prepare your visit of **Lanfranchi Palace Museum**.

This is a very big and beautiful museum.



Find out what is a museum on page 10

In this guide you will find:

- how to buy your ticket
- what the rules are
- what to see
- who can help you.




What is a museum

A museum is a place where artworks or important and beautiful objects are kept, so that everybody can watch and study them.

Those artworks and objects can be from a long time ago or from a short time ago.

In a museum you can see, for example:

Artworks like paintings or statues.




Objects like furniture, vases, glasses or clothes.



Parts of buildings, houses or churches.





A museum can be made of a room, a few rooms or many rooms called halls.

Inside museums you can also find objects made and used by people who do not exist anymore.

The museum objects let you understand how those people used to live and their history.

History is the tale of the important things that happened a long time ago.






2. The entrance



This is the entrance of Lanfranchi Palace Museum.

Enter the glass door and go straight ahead.

3. The ticket office



To visit Lanfranchi Palace Museum you can:

The screenshot shows the 'Purchase Ticket online' page on the website of the National Museums of Matera. The page features a navigation menu at the top with categories like Museums, Information for the visit, Events, News, Construction sites, Collections, and Works. The main heading is 'Purchase Ticket online'. Below this, there are three paragraphs of text providing information about online ticket purchases, including a phone number for assistance and a reminder that tickets must be validated by museum staff upon entry. A section titled 'CONCESSIONS FOR ENTRY TO PLACES OF CULTURE' lists various ticket options and their prices:

Ridola Museum Headquarters	€10.00
Headquarters Palazzo Lanfranchi	€10.00
Former S. Rocco Hospital location	€3.00
Cumulative entry valid for 2 days for all museum locations	€15.00
Annual subscription valid for all museum locations	€25.00
Teaching Subscription	€25.00
Minors (under 18 years old)	Free
Boys (from 18 to 25 years old)	€2.00
Military, law enforcement, journalists, academics	Free

At the bottom of the page, there are two buttons: 'Buy your ticket online' and 'Buying guide'.


- Buy your ticket online at

<https://www.museonazionaledimatera.it/acquisto-biglietto-online/>

Print your ticket and bring it with you to Lanfranchi Palace Museum. Show it to the person with a badge near the ticket office.



- **Buy your ticket at the museum ticket office.**
To get to the ticket office, enter the building and go right.



At the ticket office you will see this sign



It means that in this place they've thought of you.


Here, you can ask all the questions you need to and ask for help.

When you're at the ticket office,

queue up behind the people who arrived before you.

When nobody is in front of you in the queue, go to the counter and ask for your ticket.

Here there might be a lot of people, and it can be very noisy.



4. The cloakroom



After buying your ticket,
you can leave your backpack or bag
at the cloakroom.

Enter the room and leave your backpack
or bag in the lockers.

Close the locker with the key on it.
Take the key with you.

If you need help, ask the people with a badge
how to get to the cloakroom or how to use the key.



5. The rules



When you walk inside Lanfranchi Palace Museum,
you must pay attention to these rules:

- walk slowly
- speak quietly
- you can take pictures without flash
- you can't eat and you can't drink
- you can't touch the artworks.



6. What you can do inside Lanfranchi Palace Museum



When you are inside Lanfranchi Palace Museum you can:

- visit one or more floors
- look at the pictures and the sculptures.

If you are tired, you can leave and you can come back whenever you like.



7. Who can help you?



At Lanfranchi Palace Museum there are many people who can help you.
Those people wear a badge.
You can ask them questions and ask for any information you need.
All these people are happy that you're there
and visit Lanfranchi Palace Museum.




8. Stairs and lift

To go to floor 1 at Lanfranchi Palace Museum, you can take the stairs or the lift.



If you need help, ask the people with a badge where to find the lift.

9. The bathrooms



At Lanfranchi Palace Museum you can find bathrooms on every floor:


- on ground floor
you can find the bathroom
right after the hall
with Carlo Levi's artworks



- on floor 1
you can find the bathroom
near the hall with the collection
of Camillo d'Errico.



If you need help, ask the people with a badge
how to get to the bathrooms.



10. Where you can rest



At Lanfranchi Palace Museum you can sit on the benches you see along the corridors and in the halls.

11. The refreshment room



Inside Lanfranchi Palace there isn't any bar.

If you are hungry or thirsty you can go to the **refreshment room**.

The refreshment room is the room where you can eat, drink and rest.

In the refreshment room you will find the vending machines.

To get food or drinks from the vending machines you must put in the coins and choose what you like.



12. The exit



When you've finished visiting Lanfranchi Palace you can go out from the same door of the entrance. If you left your backpack or bag at the cloakroom, remember to go back and get it. Once you have your backpack or bag with you, close the locker and leave the key.

If you enjoyed your visit, you can come back whenever you like.





Map

Ground Floor

3 Lucania '61



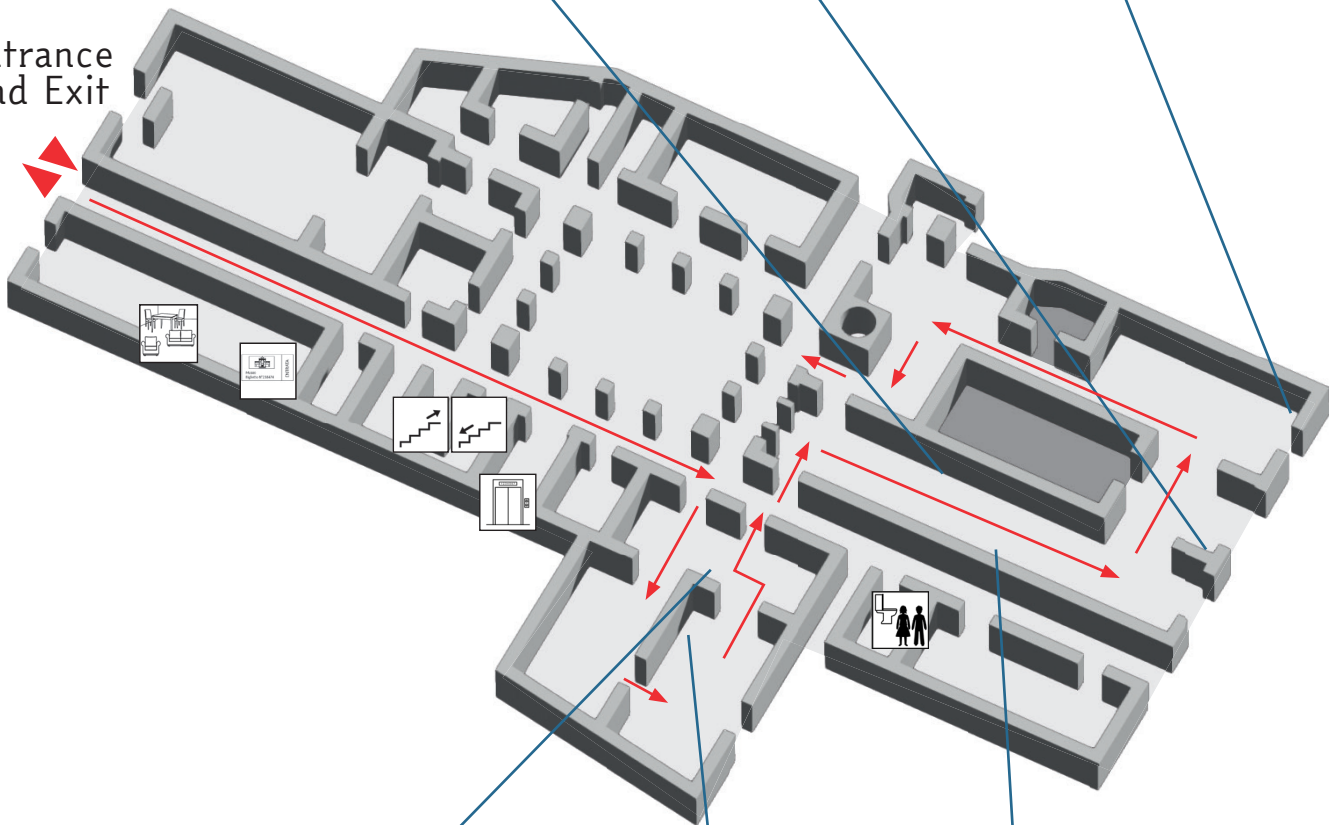
5 Domenico




6 Houses of Matera



Entrance and Exit



1 Portrait of the convalescent father



2 The garden of Alassio



4 The Santarcangelese



Ground Floor Legend

On Ground Floor there are:


- 1 Portrait of the convalescent father
- 2 The garden of Alassio
- 3 Lucania '61
- 4 The Santarcangelese
- 5 Domenico
- 6 Houses of Matera

Follow the arrows to visit those artworks.


Take the stairs or the lift to go to Floor 1.




Ticket office





Refreshment
room



Bathrooms



Stairs



Lift

It's very dark in these rooms.

Inside these rooms you can see some videos
and listen to music.



Floor 1


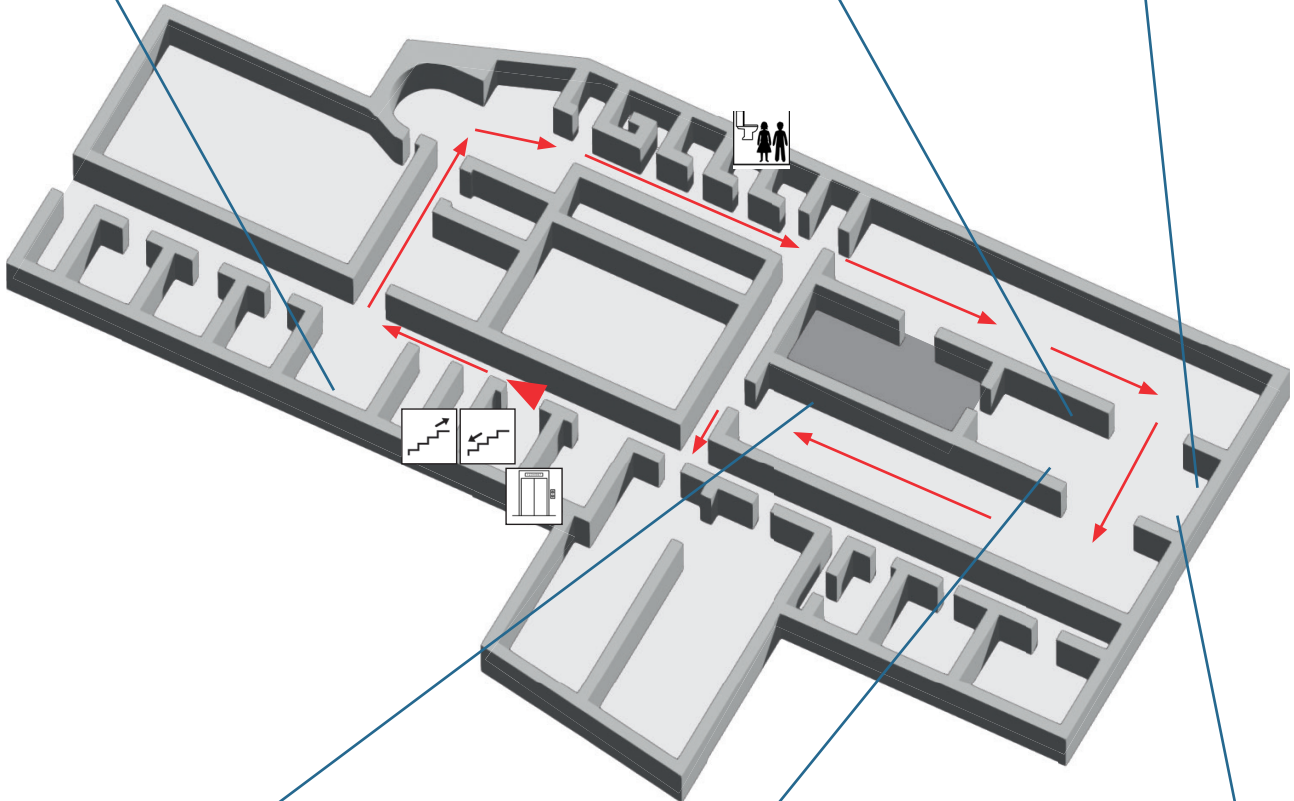
7 Madonna enthroned with Child



10 Still life



8 Venus and Adonis



12 Sleeping Venus



11 Portrait of a child



9 Perseus and Andromeda




Floor 1 Legend

On Floor 1 there are:

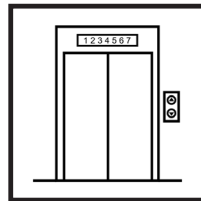

- 7 Madonna enthroned with Child
- 8 Venus and Adonis
- 9 Perseus and Andromeda
- 10 Still life
- 11 Portrait of a child
- 12 Sleeping Venus

Follow the arrows to visit those artworks.


Take the stairs or the lift to go to Ground Floor.



Stairs



Lift



Bathrooms

It's very dark in these rooms.

Inside these rooms you can see some videos and listen to music.



What is Lanfranchi Palace Museum



Lanfranchi Palace Museum

Lanfranchi Palace Museum is an important museum in **Matera**.

Matera is a very beautiful and important city in **Basilicata**.

Basilicata is the name of the Italian **region** where Matera is located.


A region is a part of Italy. There are 20 regions in Italy.



Lanfranchi Palace Museum is part of the **National Museums of Matera**.

Two more museums are part of the National Museums of Matera:

- **Ridola Museum**
- the **Former San Rocco Hospital**.



Find out what are the National Museums of Matera on page 33



Ridola Museum



Former San Rocco Hospital



Inside Lanfranchi Palace Museum there are many paintings.

At Lanfranchi Palace Museum you can see:

- artworks of a very long time ago
- artworks of a long time ago
- artworks of a short time ago.

The artworks of a short time ago are called **contemporary artworks**.

The paintings are shown in some of the halls on **Ground floor and Floor 1**.

Inside the palace there are:

- the **halls of Sacred Art**

Sacred Art is the religious art.

Here you can see artworks that show you the lives of Jesus Christ and the saints.



- The **halls of the collection of Camillo d'Errico**.

Here you can see the paintings of the **collection** of Camillo d'Errico.

A collection is the set of objects or artworks that someone keeps at home to watch and study them.

Camillo d'Errico was a man who loved artworks.



- The **halls with the artworks by Luigi Guerricchio**.

Here you can see the paintings by Luigi Guerricchio.


Luigi Guerricchio is a painter of a short time ago.



- The **halls with the artworks by Carlo Levi**.

Here you can see the paintings by Carlo Levi.

Carlo Levi is a painter of a short time ago.





What are the National Museums of Matera



The **National Museums of Matera** are new,
and they are formed by:

- Ridola Museum
- Palazzo Lanfranchi
- the Former San Rocco Hospital.

The National Museums of Matera talk about the history
of **Basilicata**.



Un caro giovane, tutto cuore, tutto ingegno,
tutto sveltezza, e la cui dolce compagnia
mi ha fatto più lieta la mia dimora.

A dear young man, all heart, all ingenuity,
all quickness, and whose sweet company
made my home happier.

oil, da memoria di Cesare Maltoni, ca. 1847
study from manuscript by Cesare Maltoni, ca. 1847

The history of Lanfranchi Palace Museum



A very long time ago Lanfranchi Palace
was a **seminary**. _____

A seminary is the school of priests.

Vincenzo Lanfranchi had this palace built.

Vincenzo Lanfranchi was the **bishop** of Matera.

A bishop is the head of the **Christians** of a city.

Christians are the persons who pray to Jesus Christ.



People from Matera called this place Lanfranchi Palace to remember
bishop Vincenzo Lanfranchi.



A long time later, the seminary was moved to the **Cathedral** of Matera. The Cathedral is the most important church in the city.

Some time later, Lanfranchi Palace became a school open to everybody.

Many important persons studied or taught at this school, like **Giovanni Pascoli**.

Giovanni Pascoli is a very famous **poet**.

A poet is someone who writes **poems**.

A poem is a set of very beautiful words.

A poem can talk about:

- Emotions like love, joy or sadness
- Important things that happen to someone
- Important people or those you love.

When they closed the school, Lanfranchi Palace became a museum.

The history of Matera



Matera is a very beautiful and important city in Basilicata





Matera is famous because a very long time ago many people used to live in houses dug into **tuff**.

Tuff is a stone that is easy to cut.



Those houses were like **caves** and had few rooms.

A cave is a big hole in the rock.



A long time ago the land near Matera became dry and plants couldn't grow well anymore.

Then **farmers** became very poor and started digging their houses into tuff.

Farmers are the people who cultivate the land.

To cultivate means to plant plants to grow fruit, vegetables and **cereals**.

Cereals are used to make bread.

In Matera there are many houses dug into tuff.

They are divided into 2 **neighbourhoods**:

- the **Sasso Barisano**
- the **Sasso Caveoso**.

A neighbourhood is a part of the city.

Those neighbourhoods are called **Sassi**

because houses were all dug into tuff there.

Sassi means stones.



Besides the caves where farmers lived, in Matera there were

- the caves where people made bread
- the caves where people went to pray.


Today in Matera people don't live in the caves anymore.

Those caves are very important though, because when you visit them you can understand how the houses of the farmers were like.

Today many people visit Matera and its Sassi.



A very long time ago



Many farmers lived in Matera.



The farmers have become poor because the land was dry and there was little food.



The poor farmers made their houses in the Sassi of Matera.

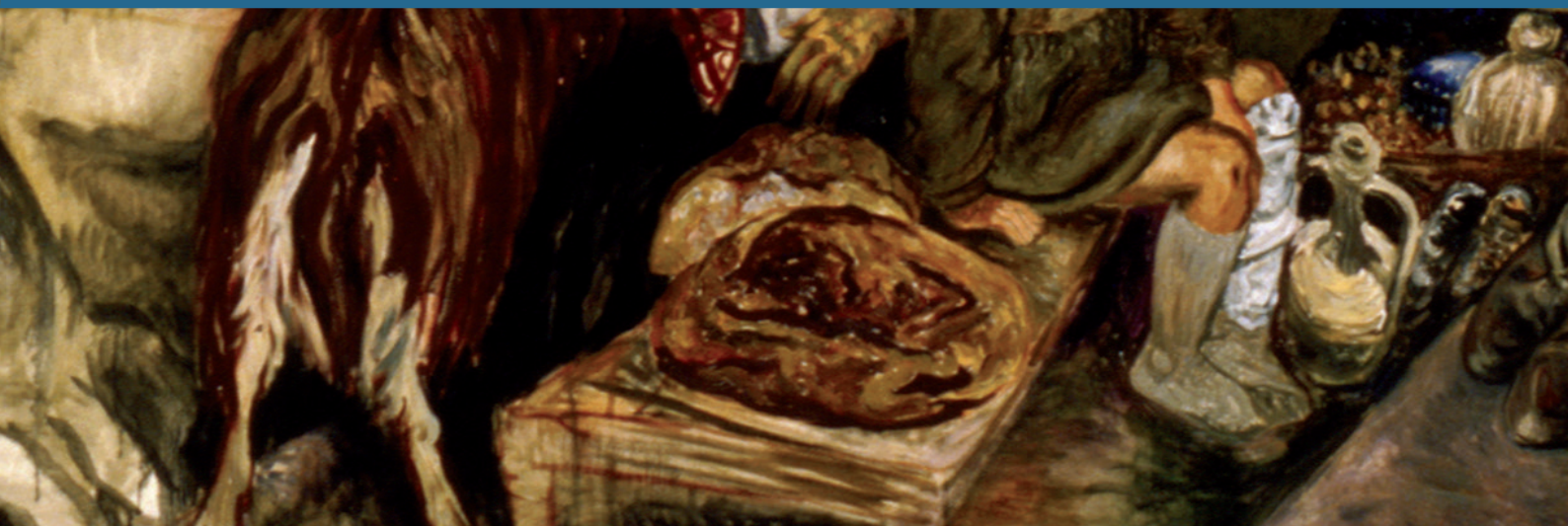


Today farmers don't live in the Sassi anymore. Many tourists go to Matera to see the Sassi.

Today



The artworks





1. Portrait of the convalescent father Carlo Levi



This painting is called **Portrait of the convalescent father**.

Carlo Levi made this painting a short time ago.

In a portrait you can see very well

how a person looks like, and you can recognize her.

A person is convalescent when is getting better after being very sick.

The man you see in the painting is **Ercole Raffaele Levi**, Carlo Levi's father.



Find out who is
Carlo Levi
on page 57



He's sitting on a red chair and his left foot is resting on a **stool**.



Ercole is wearing a pyjama and slippers because he had been very sick and he's resting.

If you look at him carefully you can see:

- his eyes closed because he's resting
- a white pillow behind his back to be more comfortable
- a piece of fabric around his arm in **plaster**.

They put arms in plaster when they break.



The piece of fabric is used to keep the arm still and let it recover faster.

Carlo Levi liked to paint the persons of his family a lot.



2. The garden of Alassio

Carlo Levi



This painting is called **The garden of Alassio**.

Carlo Levi made this painting a short time ago.

In this painting you can see a part of the garden of the house Carlo Levi owned in **Alassio**.

Alassio is a city on the sea, far from Matera.

In the Summer Carlo Levi used to go to Alassio on holidays.



Find out who is
Carlo Levi
on page 57



In Carlo Levi's garden you can see:

a statue

a ladder



some trees

a swimming pool

This painting is like a photo of Carlo Levi's garden because it shows you what this garden was like some time ago.

Carlo Levi used very dark colours:

- green
- blue
- brown
- grey.

Those colours let you understand that the garden is dark.

The garden is dark because the leaves of the trees hide the light of the sun and make a shade.



Across the painting Carlo Levi used a **light blue** colour.

Light blue is a light colour.

Carlo Levi used light blue to show you the sky.

Carlo Levi made this painting with long lines of different colours. For this reason it is difficult to recognize the things painted in the painting.



3. Lucania '61 Carlo Levi




This artwork is called **Lucania '61**.

Lucania is another way of calling **Basilicata**.

Basilicata is the name of the part of Italy where Matera is.

Carlo Levi painted this painting a short time ago,
in 1961.

The painting is called like this
to remember the year when Carlo Levi painted it.



Find out who is
Carlo Levi
on page 57




In the painting Carlo Levi painted **Rocco Scotellaro** in three different moments of his life:



• when he was a boy



• when he was an adult



• when he was dead.



Rocco Scotellaro was the **mayor** of Tricarico, a small city near Matera.

A mayor is the head of a city.

In Tricarico many **farmers** and many poor people lived.

Farmers are the people who **cultivate** the land.

To cultivate means to plant plants to grow fruit, vegetables and **cereals**.

Cereals are used to make bread.

Farmers do a very heavy work.

Rocco Scotellaro was a good mayor because he wanted to help the people who lived in Tricarico.

This is why he became an important person and many people loved him.



Follow the numbers to understand the history of Rocco Scotellaro
in a better way:



Scene 3

Scene 1

Scene 2


- in Scene 1 you see Rocco as a child



- in Scene 2 you see Rocco as an adult



- in Scene 3 you see Rocco when he's dead.





Scene 1



This is Scene 1.

In this scene you see Rocco as a child.

Rocco has a little hat on his head.

Rocco is standing on some stones,
next to a woman with children.

Nearby you also see men, women and other children.

These people are doing different things.

These people have old, dirty clothes because they are poor.

In this scene all the people are very serious and tired
because they work so much.





Scene 2



This is Scene 2.

Here you see Rocco Scotellaro as an adult.

In this scene you can see a big crowd of people around Rocco.

A crowd is a group of many people together.

Here you can see Rocco Scotellaro as an adult, when he is the mayor of Tricarico.

Carlo Levi painted Rocco's face orange because he had **malaria**.

Malaria is a very serious illness.





Rocco is talking and everybody is listening carefully because he's saying very important things.

People around him are very tired, sad and worried.

Rocco wanted to help people live better.

In fact, Rocco wanted all the people in Tricarico to have:

- more food
- cleaner houses
- more money to have better lives.

For this reason people are listening to him and love him.






Scene 3



This is Scene 3.

Carlo Levi painted Rocco Scotellaro as a child with a very white skin to let you understand that he died when he was very young.




Rocco's body is inside a green cave.

A cave is a big hole in the rock.

There are many women dressed in black around Rocco.

These women are crying

and are very sad because they loved Rocco.





In the green cave you can see many children with their mothers. Some children are seated, others are sleeping. The cave is small, and they are all very close to each other.



A long time ago in Basilicata people were very poor. Carlo Levi made this painting to let you understand that in Basilicata some families were poor and didn't have a house. Those families lived and slept in caves together with their animals, like **donkeys and goats**. You can see those animals in the painting as well.






4. The Santarcangelese

Carlo Levi



Find out who is
Carlo Levi
on page 57



This painting is called **The Santarcangelese**.
Carlo Levi made this painting a short time ago.

Santarcangelese is how they call a woman
from Sant'Arcangelo, a small city in Basilicata.

This woman was **Giulia Venere**, the **housekeeper** of Carlo Levi.

A housekeeper is a person that cleans up and keeps
in order someone else's house as a job.



Carlo Levi decided to paint a **portrait** of Giulia because she had helped him know better Basilicata and the people who lived there.

In a portrait you can see very well how a person looks like, and you can recognize her.

In fact, Carlo Levi didn't come from Basilicata.

Carlo Levi came from Turin, a city far from Basilicata.

Carlo Levi lived in Basilicata for a few years.

In this painting you can see Giulia and her son Nino.

Giulia has:

- black hair with a light blue veil
- a white shirt
- a black skirt.

Nino has a light blue shirt and brown trousers.

Nino is sitting on his mother's lap, but he's turned and it looks like he's looking at you.





Carlo Levi

Carlo Levi was a very important painter who lived some time ago. Carlo Levi was born in Turin, a city very far from Basilicata. Carlo Levi and his friends wanted to send away the people who ruled Italy at the time. Police thought Carlo Levi and his friends were dangerous. For that reason, police decided to send Carlo Levi to a place very far from Turin and from his friends: Basilicata.



Here Carlo Levi started painting the countryside and the people in Basilicata.

Carlo Levi liked to write as well, and wrote a book about the way people lived in Basilicata.

Carlo Levi wanted everybody to know that those people had difficult lives because they were poor.

In Italy many people found out what was Basilicata like by watching Carlo Levi's painting and by reading his books.




5. Domenico

Luigi Guerricchio



This painting is called **Domenico**.
Luigi Guerricchio made this painting
a short time ago.

In this painting you see an **elderly** man
called Domenico.
Elderly means old.



Find out who is
Luigi Guerricchio
on page 65



You can understand he's an elderly man because his skin has many wrinkles.



Domenico has blue eyes and a thin mouth.

He's wearing:

- a green hat
- a blue shirt.



Luigi Guerricchio used light colours to paint wrinkles on this man's face.

In fact, you see white and light yellow lines on the whole face and on his arms.

On the contrary, the rest of Domenico's skin is dark red.

Luigi Guerricchio used this colour to paint Domenico's skin because he was a farmer.

Farmers are the people who **cultivate** the land.

To cultivate means to plant plants to grow fruit, vegetables and **cereals**.

Cereals are used to make bread.


While they work, the farmers stand for a long time in the sun.

For this reason they get tanned and their skin gets dark.




Behind the elderly man
the countryside is painted yellow.
The countryside is painted yellow
to let you understand that the grass
and the plants are dry.

When it's very hot and very sunny, the grass
and the plants dry out and become yellow.
In the picture you can see some yellow trees.



Over the countryside the sky is blue.



If you look at the painting,
you can see that Luigi Guericchio used:

- a lot of blue for the sky and the elderly's shirt
- red for the face and the body of the elderly
- green for the trees and the elderly's hat
- a lot of yellow for the countryside.



Luigi Guerricchio used the colours in a very special way.

For example, look carefully at the blue shirt of the elderly man.

You can see many colour stripes:

- very light blue

- dark blue

- light blue

- very dark blue.



To paint the shirt, Luigi Guerricchio made many stripes of light blue and blue.

The stripes of different colours are one close to the other and you can see them well if you look closely at the painting.

If you go far from the painting and look at it, you can't see the stripes but the blue colour only.



6. Houses of Matera


Luigi Guerricchio



This painting is called **Houses of Matera**.
Luigi Guerricchio made this painting
a short time ago.

In this painting you can see
a part of the city of Matera.

Luigi Guerricchio knew very well how the city of Matera
was made because he lived there.




Find out who is
Luigi Guerricchio
on page 65



If you look carefully you can see:

- the roof of a house
- some windows
- a door
- a staircase.



All the houses are
one close to the other.
In fact, you can't see where
one house ends and another starts.
All the houses are made of stone.
If you look carefully
at the painting, you can see
how Luigi Guerricchio
painted the stone parts
used to make the walls of the houses.



This is a very beautiful painting because it lets you understand
how Matera was some time ago.

Looking at it you see that the city wasn't rich at all.

The houses were made of stone and there were no elegant buildings.



In other points Luigi Guerricchio didn't draw the stones, but he put only dark grey and brown colours.



Here you can see the stones drawn one by one.



Here you can see the sign of the colour put with a brush.



In some points you can see stones with a rectangular shape.



Luigi Guerricchio



Luigi Guerricchio is a painter born in Matera a short time ago. During his life, Luigi travelled a lot and he visited many cities far from Matera.

For example, when he was young he went to Milan to learn how to make paintings and statues.

There he met many good and important painters and sculptors. A sculptor is the person who makes statues.

After learning to make painting and statues, Luigi became very famous.

Everybody wanted to have his artworks or they went to see them in **exhibitions**.

An exhibition is a set of artworks put in one place only for a certain period.



Luigi was also very good at making drawings.



At Lanfranchi Palace Museum there is a room where you can see some of his drawings.

This is a drawing by Luigi Guerricchio.
Here Luigi drew a woman sitting on a chair.



Luigi made many drawings like this.
Luigi made many drawings to become better and better at it.





7. Madonna enthroned with Child



This statue is called **Madonna enthroned with Child**.
Madonna is another name for Mary, the mother of Jesus.
A throne is the chair of important people.
In fact, this statue shows you Mary sitting on a throne
and holding Child Jesus.



Mary and Child Jesus are looking towards you and wear golden clothes. The **sculptor** used the colour gold for the clothes of Mary and Child Jesus to let you understand that they are 2 very important persons. A sculptor is the person who makes statues.

Mary has:

- a golden veil on her head
- a necklace with a flower.

Mary is holding Child Jesus with one hand and is pointing at the sky with the other one.



Child Jesus is standing on Mary's lap. Child Jesus is pointing at you with one hand and at the sky with the other one.

This statue is made of wood.

Nobody knows who made this statue.

The person who made this statue was very good at it because Mary and Child Jesus look like they were real.

In fact, the sculptor painted the cheeks of Mary and Child Jesus to make them pink like the ones of real people.



8. Venus and Adonis



This artwork is a **painting**.

A painting is a drawing made on the canvas.

This painting is called **Venus and Adonis**.

Venus was a **goddess**.

A goddess has the body of a woman and is very powerful.

A long time ago people believed that for all the things there was a god or a goddess that could help them.

A god or a goddess helped men:

- go hunting
- look better
- be lucky
- grow plants cultivated by men and many other things.



Venus helped people in love.

Venus had fallen in love with Adonis.

In this artwork Venus and Adonis are hugging each other because they're in love.

Venus and Adonis are naked.

Venus had:

- very long and beautiful curly hair
- a gold bracelet on her wrist.

Around them, you can see a green wood with many trees, plants and flowers.

Inside the wood there are 2 children.

The flying child is **Cupid**.


Cupid is the son of Venus.

Cupid is giving Venus and Adonis some flowers.

On his back he has a bag where he keeps bow and arrows.

A story of a very long time ago talks about Cupid hitting people with an arrow to make them fall in love.

Though, those arrows didn't hurt people.





9. Perseo libera Andromeda



This artwork is a **painted glass**.

A painted glass is a drawing made on a glass.

This painted glass is called Perseo and Andromeda.



Perseo was a **hero**.

A hero is a very strong and brave person who is afraid of nothing.


Andromeda was a very beautiful woman.



A story of a very long time ago talks about Andromeda being caught by Ceto. Ceto was a sea monster, a monster that lives in the water. Ceto was very bad and had tied Andromeda to a rock with some chains.



Andromeda couldn't move and had started crying for help. In fact, in the painted glass you see Andromeda scared and seated on a rock with open arms.



Perseo heard Andromeda's cry and went to kill Ceto.

Here you can see Perseo on a horse.

Perseo's horse can fly because it's got wings.

Perseo is holding a **spear**.

A spear is a long stick with a metal point.

Spears were used to go hunting and kill animals.

Perseo killed Ceto with the spear and saved Andromeda.



10. Still Life

Abraham Brueghel



This painting is called **Still Life**.

When they call a painting still life it means that painters painted objects, flowers and fruit.

Abraham Brueghel painted it a long time ago for a party.




For that party Abraham Brueghel painted 14 more paintings that are kept in other museums.

In all those paintings you could see:


• flowers _____




• fish _____




• fruit _____



• vegetables _____



• animals. _____





In fact, in this painting you can see:


- **A lot of fruit.**

In the painting you see apples, pears, grapes, pomegranate.





- **Many flowers.**

In the painting you see cornflowers and roses.




- **Animals.**

In the painting you see a dog and a parrot.



- **Objects.**

In the painting you see a vase and a piece of a palace.



Behind fruit and flowers, you see the sky.

The sky is blue and pink because it's **sunset**.

Sunset is the moment before evening.

Abraham Brueghel was very good at painting many things that look as if they were real.



11. Portrait of a child

Nicola Maria Rossi



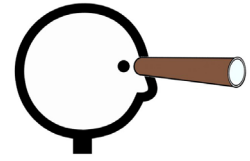
This painting is called **Portrait of a child**.

Nicola Maria Rossi made this painting a long time ago.

In this painting you see a **child**.



The child is holding a **monocle**. _____




A monocle is like glasses used a long time ago.

A monocle is like a little tube with one lens only, that you put before your eye to see things better.

Only the rich people had monocles.

This child has:

- A grey **wig**.
A wig is made of fake hair.
- A blue jacket with big **cuffs**.
Cuffs are the parts at the end of the sleeves.
His cuffs are very beautiful and decorated with red and silver drawings.
- Some braces and a **leather** belt.
Leather is a material made with the skin of animals.



The very rich clothes and the monocle of the child let you understand that he was very rich.

The painter painted the child very well.

In fact, this painting is a portrait.

In a portrait you can see very well how a person looks like, and you can recognize her.



12. Sleeping Venus

Raffaele Barbieri



This painting is called **Sleeping Venus**.

Raffaele Barbieri made this painting a long time ago.

In this painting you see goddess Venus asleep.

A goddess has the body of a woman and is very powerful.

A long time ago people believed that for all the things there was a god or a goddess that could help them.



A god or a goddess helped men:

- go hunting
- look better
- be lucky
- grow plants cultivated by men and many other things.

Venus helped people in love.



Raffaele Barbieri painted Venus from behind and with her face in **profile**.

A person is in profile when you only see half the face or body.

Venus is very beautiful, she's lying naked on red sheets.



Over Venus' head there is **Cupid**, the son of Venus.
Cupid is fixing a red curtain.



The red curtain is used to hide the light of the sun.
By doing this, Venus is in the dark and sleeps well.

Behind the red curtain you can see 2 **cherubs** on a small wall.
Cherubs are like little angels who help Cupid.

One of the cherubs is holding a **bow**.
The other cherub is holding a **quiver**.
A quiver is the bag where they keep arrows.

Cupid and the cherubs used arrows
to hit men and women.
Those arrows made people fall in love.

Behind the cherubs you can see many trees.



When you see this symbol



it means that in this place
you find people who can help you.
They can help you understand artworks,
paintings, statues, houses, castles.

The non-profit association L'abilità
invented Museo per tutti.

The association L'abilità
is made up of a group of people
who take care of people with disabilities.

The association L'abilità wants everyone
to understand artworks.

Lanfranchi Palace Museum
wants everyone to enter
and see the palace and its artworks.

MUSEO PER TUTTI
CREATED AND PRODUCED BY



La Nuova Cultura della Disabilità

info
www.museopertutti.org
museopertutti@labilita.org